

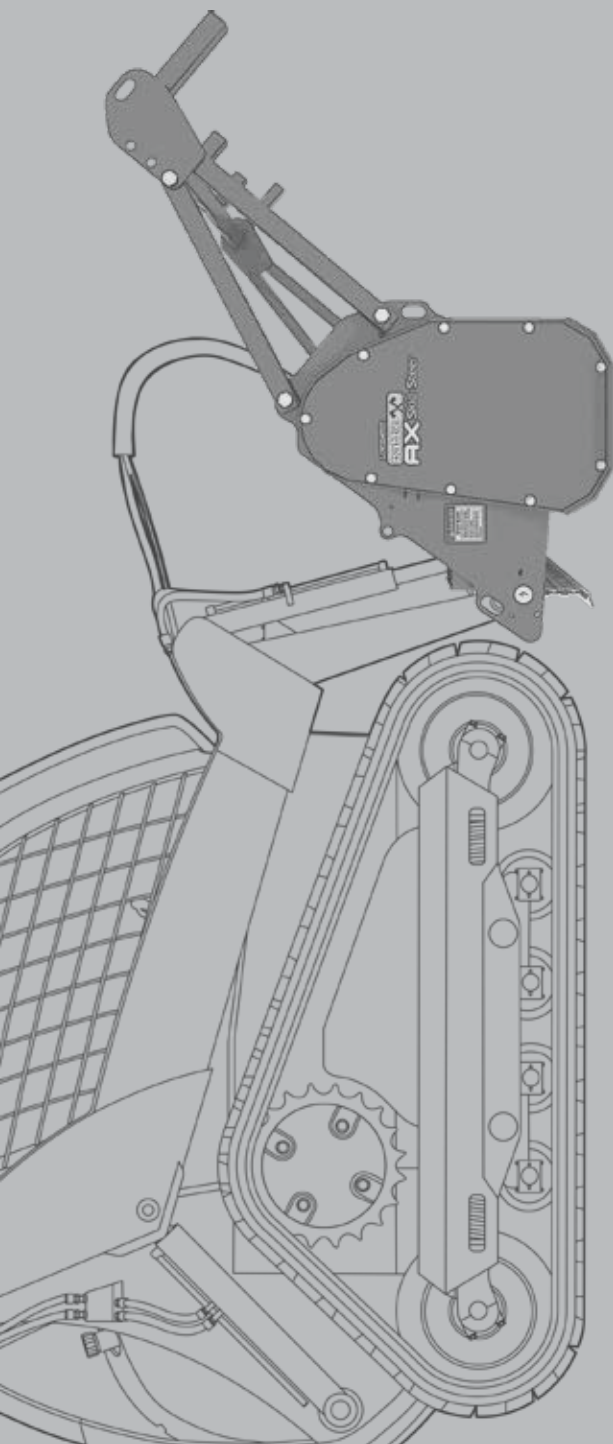


LOFTNESS[®]

AN EMPLOYEE-OWNED COMPANY

Battle Ax[®]

Skid-Steer & Prime Mover



AN AX FOR EVERY JOB



DON'T BITE OFF MORE THAN YOU CAN CHEW... OR LESS



The Battle Ax® is a truly unique mulching head from Loftness® with an innovative depth gauge design that's proven to perform better than any other bite-control rotor on the market. Features like this allow the Battle Ax to process material more thoroughly and complete jobs quicker than competitive units. Not to mention, our products are backed by a large dealer network and superior customer support from our 100-percent employee-owned company based in the U.S.A. We're proud of our Battle Ax mulching head...and so are the people who run them.



L SERIES

30-70 Hydraulic Horsepower Required
Low Flow Skid Steers From **15-35.9 GPM**
61" Cutting Width
13.5" Diameter Rotor

S SERIES

50-150 Hydraulic Horsepower Required
High Flow Skid Steers From **28-62.9 GPM**
61" & 71" Cutting Width
17" Diameter Rotor

H SERIES

For Prime Movers With
50-150 Horsepower
71" & 84" Cutting Width
17" Diameter Rotor

EXTREME

For Prime Movers up to
375 Horsepower
80" Cutting Width
21" Diameter Rotor

// *Depth Gauges*

The Battle Ax[®] rotor includes built-in depth gauges, which function similarly to raker teeth on chain saws to prevent the attachment from engaging too much material at one time. This unique design is more ideal for managing the amount of material being fed into the attachment than competitive ring-style rotors, which many operators find to be overly limiting, especially when using carbide cutting teeth.



// *Two-Stage Cutting Chamber*

Battle Ax models feature the Loftness[®]-exclusive two-stage cutting chamber design, which is capable of processing material more thoroughly than competitive units by cutting material twice. Material is initially cut by the primary shear bar, located on the rear bumper. Then, a secondary shear bar behind the front bumper drives material back down into the knives for further processing before it is discharged to the ground.



// *Machined Anti-Wrap Bearing Protection*

Rotor ends are machine turned to mate with close tolerance, machined anti-wrap rings, which minimize debris in the bearing chamber.



// *Staggered/Spiral Tooth Pattern*

A staggered tooth arrangement ensures single-tooth contact with the work surface at all times while maintaining optimal rotor balance.



// *Tree Pusher Bar*

Tree pusher bars with welded claw hooks are available on all models.



L SERIES

Low Flow Skid Steers From 15-35.9 GPM
30-70 Hydraulic Horsepower Required

61B5L

Cutting Width	61" (1.55 m)
Overall Width	76" (1.9 m)
Number of Teeth	38
Weight (without mount)	1,728 lbs (784 kg)
Hydraulic Horsepower Range	30-70
Fixed Displacement Gear Motor	Up to 4,100 PSI - 15-35.9 GPM
Power Unit Weight	Up to 10,300 lbs

SPECIFICATIONS


FEATURES

- › **GPM Rating** - 15-35.9 GPM
- › **“Battle Ax®” Rotor Design** - Uses Built-In “Depth Gauges” to Control Cutting Depth, Like “Raker” Teeth on a Chainsaw
- › **Two-Stage Cutting Chamber** - 2 Shear Bars, Producing a Finer Mulch With Fewer Passes
- › **Adjustable Primary Shear Bar**
- › **Three Tooth Designs** - 4 Point Beaver Teeth, Double Carbide or Ultra Sharp Reversible Planer
- › Efficient Staggered/Spiral Tooth Pattern
- › Universal Skid-Steer Mount
- › Optional – Tree-Pusher Bar With Claw Hooks
- › Fixed Displacement High Pressure Gear-Type Motor
- › With Case Drain
- › Synchronous Belt Drive
- › 13.5 Inch Diameter Rotor
- › 1750-2275 Rotor RPM
- › 1-3/4" Piloted Double Taper Roller Bearings
- › Increased Visibility
- › Machined Bearing Anti-Wrap
- › Steel Deflector Chains
- › On-Board PSI Gauge to Monitor Capacity
- › Premium Strength Steel Housing
- › Hoses Are Included (No Couplers)



// High Pressure Gear Motor

The fixed-displacement high-pressure gear motor is a reliable, cost-effective workhorse. It operates at 1,750 to 2,275 rotor RPM and provides an optimal balance between speed and torque. This system was designed for skid steers up to 10,300 pounds delivering 15-35.9 GPM at up to 4,100 PSI. (Rated up to 70 hydraulic horsepower)



// Three Teeth Options

The L Series Battle Ax[®] is available with Quadco planer blades, 4-point beaver teeth or double carbide teeth.



// Tooth Mounting

The cutting teeth are mounted to the rotor with a single bolt. They can be easily reversed or replaced on the jobsite using a common hex socket.



// Specialized Body Shape and Hitch Angle

Unlike competitive horizontal drum mulchers that use hydraulic doors to help reduce material, the Battle Ax is engineered to process more completely without a door.



// Performance Monitoring

An integrated PSI gauge that monitors the hydraulic load is positioned for easy viewing from the skid steer cab. It helps keep the Battle Ax at the optimum hydraulic load for peak performance throughout an application.

SEE THE FULL LIST OF FEATURES AND SPECS AT **LOFTNESS.COM**
or call 800-828-7624.





S SERIES

High Flow Skid Steers From 28-62.9 GPM
50-150 Hydraulic Horsepower Required

	61BS	71BS
Cutting Width	61" (1.55 m)	71" (1.8 m)
Overall Width	79.1" (2.01 m)	89.1" (2.26 m)
Number of Teeth	30	36
Weight (with liner/without mount)	2,604 lbs (1,181.2 kg)	2,841 lbs (1,288.7 kg)
Crated Weight	2,831 lbs (1,284.12 kg)	3,088 lbs (1,400.7 kg)
Hydraulic Horsepower Range	50-150 Hydraulic HP	50-150 Hydraulic HP
Fixed-Displacement Gear Motor	Up to 4,300 PSI - 28-40 GPM	Up to 4,300 PSI - 28-40 GPM
Variable-Displacement Piston Motor	Up to 6,000 PSI - 28-62.9 GPM	Up to 6,000 PSI - 28-62.9 GPM

SPECIFICATIONS


FEATURES

- › **“Battle Ax®” Rotor Design** - Uses Built-In “Depth Gauges” to Control Cutting Depth, Like “Raker” Teeth on a Chainsaw
- › **Two-Stage Cutting Chamber** - 2 Shear Bars, Producing a Finer Mulch With Fewer Passes
- › **Adjustable Primary Shear Bar**
- › **Three Tooth Designs** - Reversible Planer, Hard Surface Planer or Double Carbide
- › Efficient Staggered/Spiral Tooth Pattern
- › Universal Skid-Steer Mount
- › Adjustable Tree-Pusher Bar With Claw Hooks
- › Fixed Displacement High Pressure Gear-Type Motor
- › Variable Displacement Piston-Type Motor 90-110cc
- › Synchronous Belt Drive
- › 17 Inch Diameter Rotor
- › 1600-2300 Rotor RPM
- › 2-3/16" Piloted Double Taper Roller Bearings
- › Increased Visibility
- › Machined Bearing Anti-Wrap
- › Steel Deflector Chains
- › Replaceable Skid Shoes
- › On-Board PSI Gauge to Monitor Capacity
- › Premium Strength Steel Housing
- › Optional Bolt-In Liner
- › Hoses Are Included (No Couplers)



// **Two Motor Options**

The S Series Battle Ax® is available with two hydraulic motor options to accommodate a wide range of customer needs and budgets. Choose between a reliable high-pressure, fixed-displacement gear motor, or upgrade to our advanced V-Drive variable-displacement piston motor, which automatically shifts the rotor RPM from the highest speed to a lower range for increased torque as needed.



// **Three Teeth Options**

The S Series Battle Ax is available with three tooth options: Quadco planer blades, hard-surface Quadco blades and carbide teeth.



// **Tooth Mounting**

The cutting teeth are mounted to the rotor with a single bolt. They can be easily reversed or replaced on the jobsite using a common hex socket.



// **Specialized Body Shape and Hitch Angle**

Unlike competitive horizontal drum mulchers that use hydraulic doors to help reduce material, the Battle Ax is engineered to process more completely without a door.



// **Synchronous Belt Drive**

The positive drive, cog belt and sprocket design increases efficiency and requires less maintenance than other drive types.

SEE THE FULL LIST OF FEATURES AND SPECS AT **LOFTNESS.COM**
or call 800-828-7624.





H SERIES

Prime Movers With 50-150 Horsepower

	71BH	84BH
Cutting Width	71" (1.8 m)	84" (2.1 m)
Overall Width	88.3" (2.2 m)	101.3" (2.6 m)
Number of Teeth	36	42
Weight (without mount)	3,440 lbs (1,561 kg)	3,792 lbs (1,720 kg)
Crated Weight	3,614 lbs (1,640 kg)	3,992 lbs (1,811 kg)
Horsepower Range	50-150 HP	50-150 HP
Variable-Displacement Piston Motor	Up to 6,000 PSI - 33-62.9 GPM	Up to 6,000 PSI - 33-62.9 GPM

SPECIFICATIONS

FEATURES

- › **“Battle Ax®” Rotor Design** - Uses Built-In “Depth Gauges” to Control Cutting Depth, Like “Raker” Teeth on a Chainsaw
- › **Two-Stage Cutting Chamber** - 2 Shear Bars, Producing a Finer Mulch With Fewer Passes
- › **Replaceable Secondary Shear Bar**
- › **Three Tooth Designs** - Reversible Planer, Hard Surface Planer or Double Carbide
- › Efficient Staggered/Spiral Tooth Pattern
- › Optional Universal Skid-Steer Mount
- › Optional Custom Mounts Available
- › Manual or Hydraulic Pusher Bar With Claw Hooks
- › Variable Displacement Piston-Type Motor 90-110cc
- › Synchronous Belt Drive
- › 17 Inch Diameter Rotor
- › 1" Wall Rotor Tube
- › 1600-2300 Rotor RPM
- › 2-1/2" Piloted Double Taper Roller Bearings
- › Machined Bearing Anti-Wrap
- › Steel Deflector Chains
- › Replaceable Skid Shoes
- › On-Board PSI Gauge to Monitor Capacity
- › Premium Strength Steel Housing
- › Optional Bolt-In Liner



// **Variable-Displacement Piston Motor**

The standard V-Drive variable-displacement piston motor automatically shifts the rotor RPM from the highest speed to a lower range for increased torque as needed.



// **Three Teeth Options**

The H Series Battle Ax® is available with three tooth options: Quadco planer blades, hard-surface Quadco blades and carbide teeth.



// **Tooth Mounting**

The cutting teeth are mounted to the rotor with a single bolt. They can be easily reversed or replaced on the jobsite using a common hex socket.



// **Specialized Body Shape and Hitch Angle**

Unlike competitive horizontal drum mulchers that use hydraulic doors to help reduce material, the Battle Ax is engineered to process more completely without a door.



// **Synchronous Belt Drive**

The positive drive, cog belt and sprocket design increases efficiency and requires less maintenance than other drive types.

SEE THE FULL LIST OF FEATURES AND SPECS AT **LOFTNESS.COM**
or call 800-828-7624.





EXTREME

Prime Movers up to 375 Horsepower

80BE

Cutting Width	80" (2 m)
Overall Width	102" (2.6 m)
Number of Teeth	30
Weight (Light Model)	5,605 lbs (2,542.4 kg)
Weight (Heavy Model)	6,680 lbs (3,030 kg)

SPECIFICATIONS

FEATURES

- › **“Battle Ax®” Rotor Design** - Uses Built-In “Depth Gauges” to Control Cutting Depth, Like “Raker” Teeth on a Chainsaw
- › **Extreme Triple Carbide Tooth With Mount Protection and Single Bolt Attachment**
- › **Adjustable Second Shear Bar**
- › **Protected Door Cylinder**
- › Efficient Staggered/Spiral Tooth Pattern
- › Optional Custom Mount Available
- › Fixed Tree-Pusher Bar With Claw Hooks
- › Optional Hydraulic Adjustable Pusher Bar
- › Twin Hydraulic Drive Motors
- › Bent-Axis Variable Speed Piston Motors
- › 52-108 GPM/Up to 6000 PSI
- › Dual Synchronous Belt Drive
- › 21 Inch Diameter Rotor
- › 1400-1900 Rotor RPM
- › 3" Piloted Double Taper Roller Bearings
- › Heavy-Duty Overhung Bearing Blocks
- › Machined Bearing Anti-Wrap
- › Steel Deflector Chains
- › Premium Strength Steel Housing
- › Top or Rear Hydraulic Connection



// ***Bent-Axis Variable-Speed Piston Motors***

The Battle Ax® Extreme features twin hydraulic motors. These variable-displacement piston motors automatically shift the rotor RPM from the highest speed to a lower range for increased torque as needed.



// ***Extreme Triple Carbide Teeth***

The extreme triple carbide teeth are engineered specifically for the most powerful prime movers. They feature an overlapping cap design that helps prevent the tooth mounts from damage if the rotor is driven into rocks.



// ***Tooth Mounting***

The cutting teeth are mounted to the rotor with a single bolt. They can be easily reversed or replaced on the jobsite using a common hex socket.



// ***Movable Door***

The hydraulically actuated door can be closed to trap material for further processing or opened to provide access for felling trees.



// ***Protected Door Cylinder***

The hydraulic cylinder that actuates the door is shielded within the belt cover to help protect it from damage.

SEE THE FULL LIST OF FEATURES AND SPECS AT **LOFTNESS.COM**
or call 800-828-7624.



BUILD & PRICE TOOL

Customize your Battle Ax with our online Build and Price tool. loftness.com/vm-build-and-price



// GRAIN BAGGING

// CROP SHREDDERS

// VEGETATION MANAGEMENT

// FERTILIZER EQUIPMENT



Call us or visit loftness.com for more information on the Battle Ax Skid-Steer or Battle Ax Extreme.